




MANAF TRADING EST

MANAF TRADING EST

PIPES

SEAMLESS STEEL PIPE

SIZE: 1/2" ~ 28"
DESCRIPTION: 1/2" ~ 2" PLAIN ENDS, 2-1/2" ~ 28" BEVEL ENDS
THICKNESS: SCH40, STD, SCH80, SCH160, XS, XXS ETC
MATERIAL: ASTM A106, ASTM A53, API 5L GR.B/X-42/X-52 ETC



WELDED STEEL PIPE (GALV. & BLACK)

SIZE: 1/2" ~ 24"
DESCRIPTION: CLASS A-1, A, B & C, SCH20, SCH40 & SCH80
THREADED ENDS, PLAIN ENDS, BEVEL ENDS
MATERIAL: BS1387:1985, ASTM A106, ASTM A53,
API 5L GR.B/X-42/X-52/X-60, EN10219:1997




SPIRAL STEEL PIPE

OUTER DIAMETER: 219MM ~ 3620MM,
THICKNESS: 6MM ~ 40MM
MATERIAL: ASTM A53, Q235



SQUARE & RECTANGULAR PIPE

SIZE: 12MM X 12MM ~ 600MM X 600MM
THICKNESS: 0.6MM ~ 20MM
MATERIAL: ASTM A53, ASTM A500,
JIS G3466, Q235



DUCTILE IRON PIPE FITTING

SIZE: DN80 ~ DN2000
STANDARD: ISO2531/EN545/BS4772/AWWAC110
PRESSURE: PN10/16/25
JOINT TYPE: FLANGED JOINT, SOCKET JOINT: T TYPE & K TYPE
FINISHING: INTERNAL WITH CEMENT LINING
EXTERNAL WITH ZINC AND BITUMEN PAINTING
EPOXY COATING OR PAINTING















STAINLESS STEEL PIPE

SIZE: 6MM ~ 530MM
THICKNESS: 0.5MM ~ 20MM
DESCRIPTION: ASTM A268/A268M-1996, ASTM A269-1996,
ASTM 789/A759M-1995, ISO, DIN
MATERIAL: 304, 304L, 316, 316L, 321, 310S



MANAF TRADING EST

STEEL PRODUCTS

 <p>MILD STEEL ANGLE SIZE: 20MM X 20MM ~ 250MM X 250MM (EQUAL ANGLE) SIZE: 75MM X 50MM ~ 200MM X 100MM (UNEQUAL ANGLE) MATERIAL: ASTM A36/JIS SS400/Q235</p>	 <p>STEEL WIRE ROD SIZE: 5.5MM ~ 12MM MATERIAL: SAE1006, SAE1008, Q195, Q235</p>
 <p>MILD STEEL FLAT BAR SIZE: 12MM X 3MM ~ 200MM X 36MM MATERIAL: ASTM A36/JIS SS400/Q235</p>	 <p>HOT ROLLED PLATE WIDTH: 510MM ~ 2000MM. THICKNESS: 5MM ~ 20MM WIDTH: 2000MM ~ 3000MM. THICKNESS: 14MM ~ 100MM MATERIAL: SS400, Q235B, Q345B</p>
 <p>CHANNELS SIZE: 50MM X 25MM ~ 300MM X 90MM MATERIAL: ASTM A36/JIS SS400/Q235</p>	 <p>HOT ROLLED COIL WIDTH: 1000MM ~ 2020MM. THICKNESS: 1.5MM ~ 24.5MM MATERIAL: Q235B, Q345B, SS400, SPHC, A36</p>
 <p>I BEAMS SIZE: 100MM X 55MM ~ 270MM X 135MM(IPE) SIZE: 78MM X 45MM ~ 196.4MM X 100MM(IPEAA) MATERIAL: ASTM A36/JIS SS400/ST37/Q235</p>	 <p>COLD ROLLED COIL WIDTH: 920MM ~ 1500MM. THICKNESS: 0.3MM ~ 3.0MM MATERIAL: DC01, SPCC, SPCD, SPCE, ST12, ST13, ST14, ST15, ST16, AYHS3</p>
 <p>H BEAMS SIZE: 100MM X 100MM ~ 900MM X 300MM MATERIAL: ASTM A36/JIS SS400/Q235B</p>	 <p>HOT DIPPED GALVANIZED PLATE & COIL WIDTH: 1000MM/1219MM/1250MM/1500MM THICKNESS: 0.3MM ~ 3.0MM MATERIAL: DX51D+Z/SGCC/A653 ETC</p>
 <p>DEFORMED STEEL BAR SIZE: 8MM ~ 32MM MATERIAL: ASTM A-615 GR60, HRB335, HRB400</p>	 <p>HOT ROLLED CHEQUERED COILS/SHEETS(TEAR DROP) WIDTH: 1010MM/1219MM/1250MM/1500MM THICKNESS: 2.0MM ~ 9.75MM MATERIAL: SS400/A36/Q235B</p>

MANAF TRADING EST

FORGED FLANGES



PLATE

SIZE: 1/2" ~ 56"

DESCRIPTIONS: ANSI B16.5: CLASS150, CLASS300, CLASS600, CLASS900,

BS4504: BS10, PN10, PN16, PN25, PN40

DIN: PN6, PN10, PN16, PN25, PN40

JIS: 5K, 10K, 16K, 40K

MATERIALS: ASTM A105, C22.8, ST37.2, SS304, 304L, SS316, 316L



SLIP-ON

SIZE: 1/2" ~ 56"

DESCRIPTIONS: ANSI B16.5: CLASS150, CLASS300, CLASS600, CLASS900,

BS4504: BS10, PN10, PN16, PN25, PN40

DIN: PN6, PN10, PN16, PN25, PN40

JIS: 5K, 10K, 16K, 40K

MATERIALS: ASTM A105, C22.8, ST37.2, SS304, 304L, SS316, 316L



WELD-NECK

SIZE: 1/2" ~ 56"

DESCRIPTIONS: ANSI B16.5: CLASS150, CLASS300, CLASS600, CLASS900,

BS4504: BS10, PN10, PN16, PN25, PN40

DIN: PN6, PN10, PN16, PN25, PN40

JIS: 5K, 10K, 16K, 40K

MATERIALS: ASTM A105, C22.8, ST37.2, SS304, 304L, SS316, 316L



THREADED

SIZE: 1/2" ~ 12"

DESCRIPTIONS: ANSI B16.5: CLASS150, CLASS300, CLASS600, CLASS900,

BS4504: BS10, PN10, PN16, PN25, PN40

DIN: PN6, PN10, PN16, PN25, PN40

JIS: 5K, 10K, 16K, 40K

THREADING: BSPT & NPT

MATERIALS: ASTM A105, C22.8, ST37.2, SS304, 304L, SS316, 316L



BLIND

SIZE: 1/2" ~ 56"

DESCRIPTIONS: ANSI B16.5: CLASS150, CLASS300, CLASS600, CLASS900,

BS4504: BS10, PN10, PN16, PN25, PN40

DIN: PN6, PN10, PN16, PN25, PN40

JIS: 5K, 10K, 16K, 40K

MATERIALS: ASTM A105, C22.8, ST37.2, SS304, 304L, SS316, 316L



SOCKET-WELD








SIZE: 1/2" ~ 56"

DESCRIPTIONS: ANSI B16.5, CLASS150, CLASS300, CLASS600, CLASS900

MATERIALS: ASTM A105, C22.8, ST37.2, SS304, 304L, SS316, 316L

MANAF TRADING EST

BUTT-WELDED SEAMLESS PIPE FITTINGS

	<p>ELBOW 90°</p> <p>SIZE: 1/2" ~ 56" DESCRIPTIONS: ANSI & ASME B16.9 & B16.28 ASTM A234 WPB DIN 2605, 2615, 2616, 2617 & JIS B2311 SGP MATERIALS: ASTM A234, SS304, 304L, SS316, 316L</p>
	<p>ELBOW 45°</p> <p>SIZE: 1/2" ~ 56" DESCRIPTIONS: ANSI B16.9 & B16.28 ASTM A234 WPB DIN & SGP MATERIALS: ASTM A234, SS304, 304L, SS316, 316L</p>
	<p>TEE</p> <p>SIZE: 1/2" ~ 56" DESCRIPTIONS: ANSI B16.9 & B16.28 ASTM A234 WPB DIN & SGP MATERIALS: ASTM A234, SS304, 304L, SS316, 316L</p>
	<p>CAP</p> <p>SIZE: 1/2" ~ 56" DESCRIPTIONS: ANSI B16.9 & B16.28 ASTM A234 WPB DIN & SGP MATERIALS: ASTM A234, SS304, 304L, SS316, 316L</p>
	<p>REDUCING TEE</p> <p>SIZE: 1/2" ~ 56" DESCRIPTIONS: ANSI B16.9 & B16.28 ASTM A234 WPB DIN & SGP MATERIALS: ASTM A234, SS304, 304L, SS316, 316L</p>
	<p>CONCENTRIC REDUCER</p> <p>SIZE: 1/2" ~ 56" DESCRIPTIONS: ANSI B16.9 & B16.28 ASTM A234 WPB DIN & SGP MATERIALS: ASTM A234, SS304, 304L, SS316, 316L</p>
	<p>ECCENTRIC REDUCER</p> <p>SIZE: 1/2" ~ 56" DESCRIPTIONS: ANSI B16.9 & B16.28 ASTM A234 WPB DIN & SGP MATERIALS: ASTM A234, SS304, 304L, SS316, 316L</p>

MANAF TRADING EST

CAST IRON STEEL VALVE

			
NON RISING STEM GATE VALVE	RISING STEM GATE VALVE	GLOBE VALVE	GLOBE VALVE DIN 3202-F1
			
BALL VALVE	CHECK VALVE	Y STRAINER	FOOT VALVE
			
BUTTERFLY VALVE(WAFER TYPE)	BUTTERFLY VALVE(LUG TYPE)	BUTTERFLY VALVE(FLANGE TYPE)	CHECK VALVE(WAFER TYPE)
			
NON RISING STEM RESILIENT SOFT SEAT	RISING STEM RESILIENT SOFT SEAT	UNIVERSAL FLANGE ADAPTOR	UNIVERSAL COUPLING

SIZE: 2" ~ 48" MATERIAL: GG25 GGG50

STANDARD: API 600/API 6D ANSI CLASS 150, CLASS 300 BS5150, BS5163, BS3464, BS1218, PN6, PN10, PN16, PN25
DIN3352-F4, DIN3352-F5, DIN3202-F1 PN10, PN16, PN25 JIS 5K, JIS 10K, JIS 16K

MANAF TRADING EST

CAST STEEL VALVE



CAST STEEL GATE VALVE



CAST STEEL GLOBE VALVE



CAST STEEL CHECK VALVE



CAST STEEL Y STRAINER



CAST STEEL BALL VALVE



CAST STEEL TRUNNION MOUNTED BALL VALVE

SIZE: 2" ~ 48"

MATERIAL: A216 WCB

STANDARD: API 600/API 6D ANSI CLASS 150 TO 1500. BS5150. BS5163. BS3464. BS1218.

PN6. PN10. PN16. PN25. PN40. DIN 3352-F4. DIN3352-F5. DIN3202-F1 PN10. PN16. PN25. PN40

JIS 5K. JIS 10K. JIS 16K

RUBBER JOINT



RUBBER JOINT SINGLE

SIZE: 1-1/2" ~ 12"

STANDARD: ANSI DIN BS

MATERIAL: CARBON STEEL

PRESSURE: PN6 ~ PN40

150LB ~ 300LB



RUBBER JOINT DOUBLE

SIZE: 1-1/2" ~ 12"

STANDARD: ANSI DIN BS

MATERIAL: CARBON STEEL

PRESSURE: PN6 ~ PN40

150LB ~ 300LB



COMPENSATOR

SIZE: 1-1/2" ~ 12"

STANDARD: ANSI DIN BS

MATERIAL: CARBON STEEL

PRESSURE: PN6 ~ PN40



RUBBER JOINT UNION

SIZE: 1" ~ 6"

STANDARD: ANSI DIN BS

MATERIAL: MALLEABLE STEEL

PRESSURE: PN6 ~ PN40

MANAF TRADING EST

HOT DIPPED AND DOUBLE BAKED MALLEABLE IRON PIPE FITTINGS

				
NO. 1	NO. 2	NO. 40	NO. 41	NO. 90
				
NO. 90R	NO. 92	NO. 120	NO. 130	NO. 130R
				
NO. 180	NO. 180R	NO. 221	NO. 223	NO. 240
				
NO. 241	NO. 270	NO. 280	NO. 290	NO. 291
				
NO. 301	NO. 310	NO. 321	NO. 320	NO. 330
				
NO. 331	NO. 340	NO. 341	NO. 342	NO. 529a

AMERICAN STANDARD; BRITISH STANDARD; EN STANDARD
 THREADS: ANSI/ASME B1 20.1-1983; BS 21:1985; DIN 2999
 SIZE AVAILABLE: 1/8" ~ 6"

MANAF TRADING EST

HIGH PRESSURE FORGED FITTINGS

					
90° ELBOW (SOCKET WELDING)	45° ELBOW (SOCKET WELDING)	TEE (SOCKET WELDING)	CROSS (SOCKET WELDING)	UNION (SOCKET WELDING)	COUPLING (SOCKET WELDING)
					
HALF-COUPLING (SOCKET WELDING)	OUTLET (SOCKET WELDING)	90° ELBOW (THREADED)	45° ELBOW (THREADED)	TEE (THREADED)	CROSS (THREADED)
					
STREET ELBOW (THREADED)	UNION (THREADED)	COUPLING (THREADED)	HALF-COUPLING (THREADED)	HEXAGONAL HEAD BUSHING(THREADED)	HEXAGONAL HEAD PLUG(THREADED)
					
SQUARE HEAD PLUG (THREADED)	ROUND HEAD BUSHING (THREADED)	HEXAGONAL NIPPLE (THREADED)	OUTLET (THREADED)	CONCENTRIC SWAGED NIPPLE(THREADED)	OUTLET

ANSI/ASME B16.11/MSSSP79/83/95/97/BS3799/JIS2316ETC
 1/8" ~ 4" (DN6-DN100) 2000LB 3000LB 6000LB 9000LB (SCH40 SCH80/XS SCH160/XXS)
 CARBON STEEL: ASTM A105 STAINLESS STEEL: ASTM A182 F304/F304L/F316/F316L/F321
 ALLOY STEEL: ASTM A182 F5/F9/F11/F2A350LF2

STEEL SOCKET & NIPPLE

SOCKET / COUPLING

AMERICAN STANDARD: ANSI/ASTM A120
 BRITISH STANDARD: BS EN10241
 DIN STANDARD: DIN2986



STEEL PIPE NIPPLES

AMERICAN STANDARD:
 ASTM A733
 PIPE: ASTM A53, A120,
 A312, TP304
 THREAD: ANSI B1.20.1

BRITISH STANDARD:
 BS EN10241
 PIPE: BS1387
 THREAD: ISO 7/1, BS21

DIN STANDARD:
 DIN2982
 PIPE: DIN2440
 THREAD: DIN2999

KING NIPPLES,
 PIPE HOSE, BENDS



MANAF TRADING EST

STAINLESS STEEL PIPE FITTINGS (THREAD)

					
ELBOW 90°	STREET ELBOW M & F	TEE	CROSSES	SOCKET BANDED	COUPLINGS O.D
					
HEXAGON NIPPLES	HEXAGON BUSHING	HEXAGON PLUG	HEXAGON NUT	REDUCING SOCKET	REDUCING NIPPLE
					
SQUARE PLUG	ROUND CAP	CONICAL UNION F/F 1	UNIONS FLAT F/F	(KING) HOSE NIPPLE	PIPE NIPPLE
					
ELBOW 90° L/R	TEE	REDUCER	CAP	ELBOW 180°	ELBOW (POLISH)
					
TEE (POLISH)	REDUCER (POLISH)	CROSS (POLISH)	STUBE	WELDING UNION	WELD BUTTERFLY VALVE
					
1-PC BALL VALVE	2-PC BALL VALVE	3-PC BALL VALVE	REVOLVE-OPEN TYPE CHECK VALVE	GATE VALVE	
					
2-PC CARBON STEEL BALL VALVE	3-PC CARBON STEEL BALL VALVE	FLANGED BALL VALVE	Y-STRAINER	PNEUMATIC FLANGED BALL VALVE	

AMERICAN STANDARD; BRITISH STANDARD; DIN STANDARD; EN STANDARD
 THREADS:ANSI/ASME B1 20.1-1983; BS21:1985; DIN2999
 SIZE AVAILABLE:1/4" ~ 6" MATERIAL:ASTMA182 304/304L/316/316L

MANAF TRADING EST

GROOVED COUPLINGS AND FITTINGS

			
ANGLE-PAD COUPLING STYLE 2	RIGID COUPLING STYLE 5	FLEXIBLE COUPLING STYLE 12	FLEXIBLE COUPLING STYLE 10
			
FLEXIBLE COUPLING STYLE 11	FLEXIBLE COUPLING STYLE 11L	REDUCING COUPLING STYLE 25	GROOVE COUPLING STYLE 14
			
FLANGE ADAPTOR ANSI 150 STYLE 14A & PN 16 STYLE 14B	MECHANICAL BRANCHLETS STYLE 15 GROOVED/STYLE 16 THREADED	MECHANICAL BRANCHLETS STYLE 15 GROOVED/STYLE 16 THREADED	MECHANICAL BRANCHLETS STYLE 13
			
STANDARD GROOVED FITTING STYLE 100	STANDARD GROOVED FITTING STYLE 103	GROOVED FITTING-SHORT PATTERN STYLE F107	GROOVED FITTING-SHORT PATTERN STYLE F135
			
STANDARD REDUCER TEE STYLE 115	STANDARD CONCENTRIC REDUCER STYLE 140	STANDARD CONCENTRIC REDUCER STYLE 145	STANDARD IPS GASKET

HOUSING SEGMENTS: ASTM A 536 GRADE 65-45-12
 BOLTS: ASTM A183, ASTM A446 NUTS: ASTM A194
 GASKET RING: EPDM/SILICON RUBBER/NITRILE RUBBER



MR. SURAAJ NAIK MANAF TRADING EST

TEL: +966 11 4736272

FAX: +966 11 4736252

MOBILE: +966 506264904

E-mail: suraaj@manaftrading.com
cc to manafruh@gmail.com
RIYADH SAUDI ARABIA